






Project Name: Boosting Individual Competences (BIC)

Project Number: 2016-1-DE02-KA204-003276

Name of Activity	Art as a link between nations
Language(s)	English and all
Suggested Level	From A1
Suggested Objectives	<ul style="list-style-type: none"> - Realize art as a possibility of expression - Improve communication skills - Increase self-confidence and creativity in art working - Support of integration process owing to the group's identity formation resulting of this activity
Procedure	<p>Activity 1</p> <p>First providing and distributing material</p> <p>Acryl colour, paintbrushes, chalk, glue, different papers and scissors, pearls, fabric remnants, etc., sheets of paper to work on</p> <p>Activity 2</p> <p>Explaining the process</p> <p>Learners get 30 – 45 minutes to stick, draw, paint, cut out, etc., everything they want to use to achieve their “piece of art” on the sheet of paper</p> <p>In this session only green may be used because of the BIC's logo similarity but the colour(s) can be chosen by the tutor depending of the result he/she wants to obtain.</p> <p>Activity 3</p> <p>Altogether: the learners put their pieces of art together: laying or pinning the pieces next to the others, arranging them and making a big artwork with all the great, individual pictures as a statement of unity of different nations of the world.</p> <p>Activity 4</p> <p>Making photos for the websites and publications</p> <p>NOTE: Relation to CLIL</p> <p>This activity was created for a group of persons of different countries attending a common meeting but it can be done in relation to other topics e.g. geography, history, maths, The point is to create a common piece of art.</p>



Name of Activity	Art as a link between nations
	<p>For geography, for example, the teacher could suggest that each “piece of art” should contain “symbols” of countries like the Eiffel Tower, the Pisa Tower, a bull for Spain, a mill for Holland, etc...</p> <div data-bbox="397 477 558 703"></div> <div data-bbox="582 477 782 703"> shutterstock - 126163799</div> <div data-bbox="810 463 962 703"></div> <div data-bbox="992 463 1177 703"></div> <p>Source: https://commons.wikimedia.org</p> <p>For maths, the task could be to drawn numbers, depict arithmetic problems, etc...</p> <p>For history, the task could be related to historical events, to Columbus' discovery of America, to prehistorical drawings, etc....</p> <p>This is a versatile tool, very useful for nearly all subjects.</p>

Example of a piece of art created in a workshop:

